
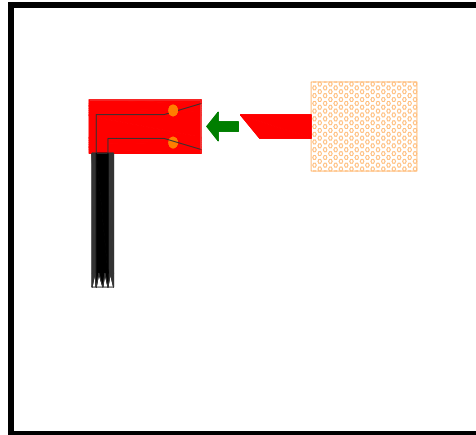
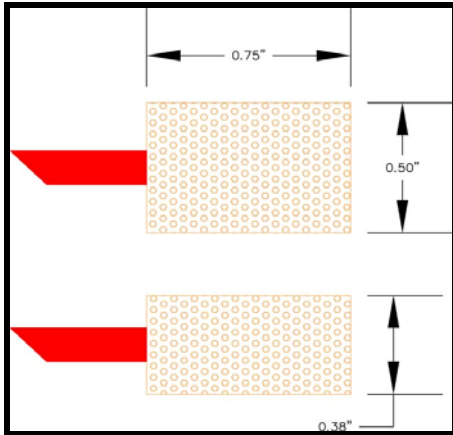


MagnaCoil™ Headset & MagnaPlug™ Instructions

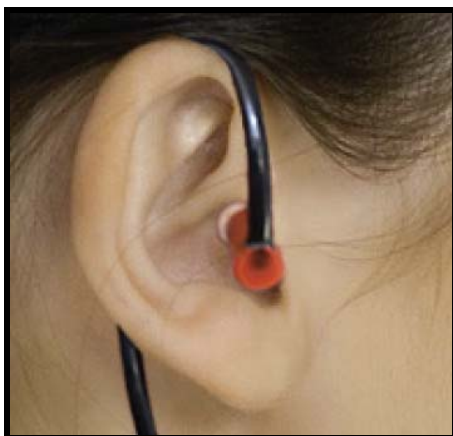
- These are the industry's only patented headsets that meet / exceed ISO 60601-1-33 specifications AND work with all coils.
- The MagnaCoil™ Headset System provides the patient with 30dB of attenuation (NRR) tested per ANSI standard and complies with GE Healthcare's MR Safety Guide Operator Manual, Revision 7 requirements.
- Because your MRI can produce sound pressure levels that may cause hearing damage, ISO 60601-3-33 requires that the Technologist ensure a proper fit of all hearing protection devices.



1. There are two sizes of MagnaPlugs available:
 - MagnaPlug .75" X .50" for average size ear canals
 - MagnaPlug Mini .75" X .38" for smaller than average size ear canals

2. Please identify what size MagnaPlug is required for the patient then insert them with a twisting motion into the Magna MagnaCoil™ Couplers.

3. Hold the MagnaCoil™ Coupler in one hand Using your thumb and first finger on your other hand gently start rolling the MagnaPlug smaller, increasing the pressure until you reach the smallest size possible. Avoid pinching / folding.



4. There are a left and right side Coupler, insert the appropriate side with the MagnaPlug into the patient's ear-canal. Hold in place about 10 ~ seconds for the foam to expand before releasing.

5. Then loop the tubing over the top of the ear. For best performance please insert the MagnaPlug into the patient's ear-canal as depicted above. The deeper the plug is inserted the more attenuation they will provide.

6. After the scan is completed, discard the MagnaPlugs. Do not attempt to reuse them, they are a disposable item. Ear infections are spread very easily.

7. There is a very good and informative YouTube Video titled “Fitting Foam Earplugs”. Please review for help with the proper technique for the insertion of foam earplugs into the ear canal.

<http://www.youtube.com/watch?v=MvG5oVW6FCo>



Caution:

Modifying or tampering with these headsets in any way might cause them to not provide the correct Noise Reduction Rating (NRR) and is prohibited. These Headsets are designed primarily for use with Magnacoustics MRI Communications / Music Systems having a serial number that begins with 18 and ends with ML for example 182443ML. If used with any other manufactures MRI Music System caution must be taken to prevent the output from the MagnaPlugs™ to exceed 99 dB Any modifications to the Headset System or failure to comply with the instructions by the user will void the warranty and shift all liability for potential damages to the said user. If in doubt about the headsets efficacy please contact Magnacoustics customer support at 800-637-2282

